





Aluminum

Online

Roll-In Dock with Resin Top




-  PortSide Dock Parts (Required)
-  PortSide Accessories (Recommended)
-  Additional Building Materials (Required)

MATERIAL LIST				
# OF SECTIONS				
1	2	3	4	5











	DESCRIPTION	PART NO.	QUANTITY OF PARTS				
			1	2	3	4	5
		KT 15052	1	2	3	4	5
		<ul style="list-style-type: none"> • (1x) Aluminum Dock Kit PS 1505 • (4x) Commercial Grade Dock Connector Clip PS 1021 • (2x) Commercial Grade Pipe Sleeves PS 1080 • (2x) Dock Wheel PS 1334 • (4x) Pipe Safety Caps PS 1193 • (1x) Dock Axle Kit PS 1198 • (1x) Resin Dock Top PS 1320 					
	Pipe Sleeve Bumper	PS 1188	-	2	4	4	4
	Multi-Purpose Bumper	PS 1352	-	2	2	2	2
	Resin Dock Cleat 8" (additional hardware required)	PS 1191	-	2	2	2	2

Roll-In Dock with Resin Top

Online

-  PortSide Dock Parts (Required)
-  PortSide Accessories (Recommended)
-  Additional Building Materials (Required)

MATERIAL LIST				
# OF SECTIONS				
1	2	3	4	5

	DESCRIPTION	PART NO.	QUANTITY OF PARTS				
	 Pipe 1-5/8" or 1-7/8" Diameter	-	3	6	9	12	15
▼ Purchase to attach Resin Dock Cleat (PS 1191) 							
	 1/4" x 3" Galvanized Carriage Bolts	-	-	4	4	4	4
	 1/4" Galvanized Flat Washers	-	-	4	4	4	4
	 1/4" Galvanized Lock Washers	-	-	4	4	4	4
	 1/4" Galvanized Hex Nuts	-	-	4	4	4	4
▼ Purchase to attach 1-7/8" Diameter Pipe							
	 Commercial Grade Back Plate	-	4	8	12	16	20